



Shareholding Pattern under Regulation 31 of SEBI (Listing Obligations and Disclosure Requirements) Regulations, 2015

1.	Name of Listed Entity: Crest Ventures Limited
2.	Scrip Code/Name of Scrip/Class of Security: 511413
3.	Share Holding Pattern Filed under: Reg. 31(1)(a)/Reg. 31(1)(b)/Reg.31(1)(c) If under 31(1)(b) then indicate the report for Quarter ending If under 31(1)(c) then indicate date of allotment/extinguishment
4.	Declaration: The Listed entity is required to submit the following declaration to the extent of submission of information:-

	Particulars	Yes*	No*
1	Whether the Listed Entity has issued any partly paid up shares?		No
2	Whether the Listed Entity has issued any Convertible Securities or Warrants?		No
3	Whether the Listed Entity has any shares against which depository receipts are issued?		No
4	Whether the Listed Entity has any shares in locked-in?		No
5	Whether any shares held by promoters are pledge or otherwise encumbered?		No

* If the Listed Entity selects the option 'No' for the questions above, the columns for the partly paid up shares, Outstanding Convertible Securities/Warrants, depository receipts, locked-in shares, No of shares pledged or otherwise encumbered by promoters, as applicable, shall not be displayed at the time of dissemination on the Stock Exchange website. Also wherever there is 'No' declared by Listed Entity in above table the values will be considered as 'Zero' by default on submission of the format of holding of specified securities.

GENERATED ON :03/07/2017

NSDL : 30/06/2017

CDSL :30/06/2017

CERTIFIED TRUE COPY
For Crest Ventures Limited


Company Secretary

Crest Ventures Limited


Table I - Summary Statement holding of specified securities

Category	Category of shareholder	Nos. of shareholders	No. of fully paid up equity shares held	No. of Partly paid-up equity shares held	No. of shares underlying Depository Receipts	Total nos. shares held	Shareholding as a % of total no. of shares (calculated as per SCRR, 1957)	Number of Voting Rights held in each class of securities			No. of Shares Underlying Outstanding convertible securities (including Warrants)	Shareholding, as a % assuming full conversion of convertible securities (as a %)	Number of Locked in shares		Number of Shares pledged or otherwise encumbered		Number of equity shares held in dematerialised form	
								No of Voting Rights					Total as a % of (A+B+C)	No. (a)	As a % of total Shares held(b)	No. (a)		As a % of total Shares held(b)
								Class eg: X	Class eg: Y	Total								
(I)	(II)	(III)	(IV)	(V)	(VI)	(VII) =	(VIII) As a	(IX)			(X)	(XI)=	(XII)		(XIII)		(XIV)	
(A)	Promoter & Promoter Group	5	16933130	0	0	16933130	64.9905	16933130	0	16933130	64.9905	0	0.0000	0	0.0000	16933130		
(B)	Public	4564	9121645	0	0	9121645	35.0095	9121645	0	9121645	35.0095	0	0.0000	NA	NA	9028876		
(C)	Non Promoter - Non Public				0				0				0.0000	NA	NA			
(C1)	Shares Underlying DRs	0	0	0	0	0	0.0000	0	0	0	0.0000	0	0.0000	NA	NA	0		
(C2)	Shares Held By Employee Trust	0	0	0	0	0	0.0000	0	0	0	0.0000	0	0.0000	NA	NA	0		
	Total	4569	26054775	0	0	26054775	100.0000	26054775	0	26054775	100.0000	0	0.0000	0	0.0000	25962006		

GENERATED ON :03/07/2017

NSDL : 30/06/2017

CDSL :30/06/2017




Crest Ventures Limited
Table II - Statement showing shareholding pattern of the Promoter and Promoter Group

	Category & Name of the shareholders	PAN	Nos. of shareholders	No. of fully paid up equity shares held	Partly paid-up equity shares held	No. of shares underlying Depository Receipts	Total nos. shares held	Shareholding % calculated as per SCRR, 1957 As a % of (A+B+C2)	Number of Voting Rights held in each class of securities			No. of Shares Underlying Outstanding convertible securities	Shareholding, as a % assuming full conversion of convertible securities	Number of Locked in shares		Number of Shares pledged or otherwise encumbered		Number of equity shares held in dematerialised form	
									No of Voting Rights					Total as a % of (A+B+C)	No. (a)	As a % of total Shares held(b)	No. (a)		As a % of total Shares held(b)
									Class eg: X	Class eg: Y	Total								
	(I)	(II)	(III)	(IV)	(V)	(VI)	(VII) =	(VIII) As a	(IX)			(X)	(XI) =	(XII)		(XIII)		(XIV)	
1	Indian																		
(a)	Individuals / Hindu Undivided Family		1	1416652	0	0	1416652	5.4372	1416652	0	1416652	5.4372	0	5.4372	0	0.0000	0	0.0000	1416652
	Vijay K Choraria	AECPC6810N	1	1416652	0	0	1416652	5.4372	1416652	0	1416652	5.4372	0	5.4372	0	0.0000	0	0.0000	1416652
(b)	Central Government / State Government(s)		0	0	0	0	0	0.0000	0	0	0	0.0000	0	0.0000	0	0.0000	0	0.0000	0
(c)	Financial Institutions / Banks		0	0	0	0	0	0.0000	0	0	0	0.0000	0	0.0000	0	0.0000	0	0.0000	0
(d)	Any Other (Specify)		4	15516478	0	0	15516478	59.5533	15516478	0	15516478	59.5533	0	59.5533	0	0.0000	0	0.0000	15516478
	Bodies Corporate		4	15516478	0	0	15516478	59.5533	15516478	0	15516478	59.5533	0	59.5533	0	0.0000	0	0.0000	15516478
	Fine Estates Pvt Ltd	AAACF2738F	1	12747112	0	0	12747112	48.9243	12747112	0	12747112	48.9243	0	48.9243	0	0.0000	0	0.0000	12747112
	AK Equities Private Limited	AACA6830F	1	1857606	0	0	1857606	7.1296	1857606	0	1857606	7.1296	0	7.1296	0	0.0000	0	0.0000	1857606
	V J Finsecurities Private Limited	AAACV8436G	1	910260	0	0	910260	3.4936	910260	0	910260	3.4936	0	3.4936	0	0.0000	0	0.0000	910260
	Priyanka Finance Pvt Ltd	AAACP4293K	1	1500	0	0	1500	0.0058	1500	0	1500	0.0058	0	0.0058	0	0.0000	0	0.0000	1500
	Sub Total (A)(1)		5	16933130	0	0	16933130	64.9905	16933130	0	16933130	64.9905	0	64.9905	0	0.0000	0	0.0000	16933130
2	Foreign																		
(a)	Individuals (Non-Resident Individuals / Foreign Individuals)		0	0	0	0	0	0.0000	0	0	0	0.0000	0	0.0000	0	0.0000	0	0.0000	0
(b)	Government		0	0	0	0	0	0.0000	0	0	0	0.0000	0	0.0000	0	0.0000	0	0.0000	0
(c)	Institutions		0	0	0	0	0	0.0000	0	0	0	0.0000	0	0.0000	0	0.0000	0	0.0000	0
(d)	Foreign Portfolio Investor		0	0	0	0	0	0.0000	0	0	0	0.0000	0	0.0000	0	0.0000	0	0.0000	0
(e)	Any Other (Specify)		0	0	0	0	0	0.0000	0	0	0	0.0000	0	0.0000	0	0.0000	0	0.0000	0
	Sub Total (A)(2)		0	0	0	0	0	0.0000	0	0	0	0.0000	0	0.0000	0	0.0000	0	0.0000	0
	Total Shareholding Of Promoter And Promoter Group (A)= (A)(1)+(A)(2)		5	16933130	0	0	16933130	64.9905	16933130	0	16933130	64.9905	0	64.9905	0	0.0000	0	0.0000	16933130

Details of Shares which remain unclaimed may be given hear along with details such as number of shareholders, outstanding shares held in demat/unclaimed suspense account, voting rights which are frozen etc.

- Note :
- (1) PAN would not be displayed on website of Stock Exchange(s)
- (2) The term 'Encumbrance' has the same meaning as assigned under regulation 28(3) of SEBI (Substantial Acquisition of Shares and Takeovers) Regulations, 2011.

GENERATED ON :03/07/2017 NSDL : 30/06/2017 CDSL :30/06/2017



Crest Ventures Limited

Table III - Statement showing shareholding pattern of the Public shareholder

Category & Name of the shareholders	PAN	Nos. of shareholders	No. of fully paid up equity shares held	Partly paid-up equity shares held	No. of shares underlying Depository Receipts	Total nos. shares held	Shareholding % calculated as per SCRR, 1957 As a % of (A+B+C2)	Number of Voting Rights held in each class of securities			No. of Shares Underlying Outstanding convertible securities	Shareholding, as a % assuming full conversion of convertible securities	Number of Locked in shares		Number of Shares pledged or otherwise encumbered		Number of equity shares held in dematerialised form		
								No of Voting Rights		Total as a % of (A+B+C)			No. (a)	As a % of total Shares held(b)	No. (a)	As a % of total Shares held(b)			
								Class eg: X	Class eg: y									Total	
(I)	(II)	(III)	(IV)	(V)	(VI)	(VII) =	(VIII) As a % of (A+B+C)	(IX)			(X)	(XI) =	(XII)		(XIII)		(XIV)		
1	Institutions																		
(a)	Mutual Fund		0	0	0	0	0.0000	0	0	0	0.0000	0	0.0000	0	0.0000	NA	NA	0	
(b)	Venture Capital Funds		0	0	0	0	0.0000	0	0	0	0.0000	0	0.0000	0	0.0000	NA	NA	0	
(c)	Alternate Investment Funds		0	0	0	0	0.0000	0	0	0	0.0000	0	0.0000	0	0.0000	NA	NA	0	
(d)	Foreign Venture Capital Investors		0	0	0	0	0.0000	0	0	0	0.0000	0	0.0000	0	0.0000	NA	NA	0	
(e)	Foreign Portfolio Investor		3	1540000	0	0	1540000	5.9106	1540000	0	1540000	5.9106	0	5.9106	0	0.0000	NA	NA	1540000
	Orange Mauritius Investments Limited	AABC00594R		1030000	0	0	1030000	3.9532	1030000	0	1030000	3.9532	0	3.9532	0	0.0000	NA	NA	1030000
	Hypnos Fund Limited	AACH6785N		485000	0	0	485000	1.8615	485000	0	485000	1.8615	0	1.8615	0	0.0000	NA	NA	485000
(f)	Financial Institutions / Banks		0	0	0	0	0.0000	0	0	0	0.0000	0	0.0000	0	0.0000	NA	NA	0	
(g)	Insurance Companies		2	624065	0	0	624065	2.3952	624065	0	624065	2.3952	0	2.3952	0	0.0000	NA	NA	624065
	General Insurance Corporation Of India	AAACG0615N		337373	0	0	337373	1.2949	337373	0	337373	1.2949	0	1.2949	0	0.0000	NA	NA	337373
	United India Insurance Company Limited	AAACU5552C		286692	0	0	286692	1.1003	286692	0	286692	1.1003	0	1.1003	0	0.0000	NA	NA	286692
(h)	Provident Funds/ Pension Funds		0	0	0	0	0.0000	0	0	0	0.0000	0	0.0000	0	0.0000	NA	NA	0	
(i)	Any Other (Specify)		0	0	0	0	0.0000	0	0	0	0.0000	0	0.0000	0	0.0000	NA	NA	0	
	Sub Total (B)(1)		5	2164065	0	0	2164065	8.3058	2164065	0	2164065	8.3058	0	8.3058	0	0.0000	NA	NA	2164065
2	Central Government/ State Government(s)/ President of India																		
	Sub Total (B)(2)		0	0	0	0	0.0000	0	0	0	0.0000	0	0.0000	0	0.0000	NA	NA	0	
3	Non-Institutions																		
(a)	Individuals			0	0											NA	NA		
	i. Individual shareholders holding nominal share capital up to Rs. 2 lakhs.		4152	1669362	0	0	1669362	6.4071	1669362	0	1669362	6.4071	0	6.4071	0	0.0000	NA	NA	1576843
	ii. Individual shareholders holding nominal share capital in excess of Rs. 2 lakhs.		16	2486747	0	0	2486747	9.5443	2486747	0	2486747	9.5443	0	9.5443	0	0.0000	NA	NA	2486747
	Darshit Kapurchand Shah	BBLP53607L		322387	0	0	322387	1.2373	322387	0	322387	1.2373	0	1.2373	0	0.0000	NA	NA	322387
	Vikram Pratapbhai Kotak	AAEPK7535N		1065000	0	0	1065000	4.0875	1065000	0	1065000	4.0875	0	4.0875	0	0.0000	NA	NA	1065000
(b)	NBFCs registered with RBI		0	0	0	0	0.0000	0	0	0	0.0000	0	0.0000	0	0.0000	NA	NA	0	
(c)	Employee Trusts		0	0	0	0	0.0000	0	0	0	0.0000	0	0.0000	0	0.0000	NA	NA	0	
(d)	Overseas Depositories(holding DRs) (balancing figure)		0	0	0	0	0.0000	0	0	0	0.0000	0	0.0000	0	0.0000	NA	NA	0	
(e)	Any Other (Specify)		391	2801471	0	0	2801471	10.7522	2801471	0	2801471	10.7522	0	10.7522	0	0.0000	NA	NA	2801221
	Trusts		1	5500	0	0	5500	0.0211	5500	0	5500	0.0211	0	0.0211	0	0.0000	NA	NA	5500
	Hindu Undivided Family		162	228509	0	0	228509	0.8770	228509	0	228509	0.8770	0	0.8770	0	0.0000	NA	NA	228509
	Non Resident Indians (Non Repat)		16	7480	0	0	7480	0.0287	7480	0	7480	0.0287	0	0.0287	0	0.0000	NA	NA	7480
	Non Resident Indians (Repat)		47	117481	0	0	117481	0.4509	117481	0	117481	0.4509	0	0.4509	0	0.0000	NA	NA	117481
	Clearing Member		69	70238	0	0	70238	0.2696	70238	0	70238	0.2696	0	0.2696	0	0.0000	NA	NA	70238
	Bodies Corporate		96	2372263	0	0	2372263	9.1049	2372263	0	2372263	9.1049	0	9.1049	0	0.0000	NA	NA	2372013
	Authum Investment And Infrastructure Limited	AADCS2471H		1615000	0	0	1615000	6.1985	1615000	0	1615000	6.1985	0	6.1985	0	0.0000	NA	NA	1615000
	Edelweiss Broking Ltd	AABCE9421H		297123	0	0	297123	1.1404	297123	0	297123	1.1404	0	1.1404	0	0.0000	NA	NA	297123
	Sub Total (B)(3)		4559	6957580	0	0	6957580	26.7037	6957580	0	6957580	26.7037	0	26.7037	0	0.0000	NA	NA	6864811
	Total Public Shareholding (B)= (B)(1)+(B)(2)+(B)(3)		4564	9121645	0	0	9121645	35.0095	9121645	0	9121645	35.0095	0	35.0095	0	0.0000	NA	NA	9028876

Details of the shareholders acting as persons in Concert including their Shareholding (No. and %):

No. of shareholders	No. of Shares


Details of Shares which remain unclaimed may be given hear along with details such as number of shareholders, outstanding shares held in demat/unclaimed suspense account, voting rights which are frozen etc.

Note :

(1) PAN would not be displayed on website of Stock Exchange(s).

(2) The above format needs to disclose name of all holders holding more than 1% of total number of shares

(3) W.r.t. the information pertaining to Depository Receipts, the same may be disclosed in the respective columns to the extent information available and the balance to be disclosed as held by custodian.



Crest Ventures Limited

Table IV - Statement showing shareholding pattern of the Non Promoter- Non Public shareholder

Category & Name of the shareholders	PAN	Nos. of shareholders	No. of fully paid up equity shares held	Partly paid-up equity shares held	No. of shares underlying Depository Receipts	Total nos. shares held	Shareholding % calculated as per SCRR, 1957 As a % of (A+B+C2)	Number of Voting Rights held in each class of securities			No. of Shares Underlying Outstanding convertible securities	Shareholding, as a % assuming full conversion of convertible securities	Number of Locked in shares		Number of Shares pledged or otherwise encumbered		Number of equity shares held in dematerialised form	
								No of Voting Rights					Total as a % of (A+B+C)	No. (a)	As a % of total Shares held(b)	No. (a)		As a % of total Shares held(b)
								Class eg: X	Class eg: y	Total								
(I)	(II)	(III)	(IV)	(V)	(VI)	(VII) =	(VIII) As a	(IX)			(X)	(XI)=	(XII)		(XIII)		(XIV)	
1	Custodian/DR Holder	0	0	0	0	0	0.0000	0	0	0	0.0000	0	0.0000	0	0.0000	NA	NA	0
2	Employee Benefit Trust (under SEBI (Share based Employee Benefit) Regulations, 2014)	0	0	0	0	0	0.0000	0	0	0	0.0000	0	0.0000	0	0.0000	NA	NA	0
Total Non-Promoter- Non Public Shareholding (C)= (C)(1)+(C)(2)		0	0	0	0	0	0.0000	0	0	0	0.0000	0	0.0000	0	0.0000	NA	NA	0

Note :

- (1) PAN would not be displayed on website of Stock Exchange(s).
- (2) The above format needs to disclose name of all holders holding more than 1% of total number of shares
- (3) W.r.t. the information pertaining to Depository Receipts, the same may be disclosed in the respective columns to the extent information available and the balance to be disclosed as held by custodian.

GENERATED ON :03/07/2017

NSDL : 30/06/2017

CDSL :30/06/2017

**CERTIFIED TRUE COPY
For Crest Ventures Limited**


Company Secretary